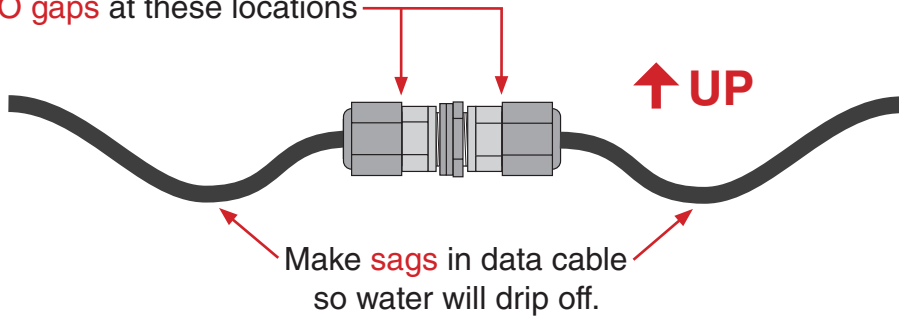


Cable Union Install Notes

Secure union so it sits horizontally (see UP arrow).

See this video: <https://www.youtube.com/watch?v=sTaH01Ngqko>

Tighten end caps so there are **NO gaps** at these locations



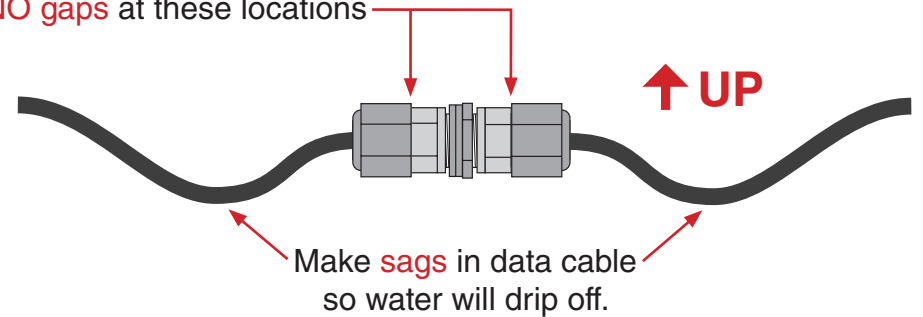
iTroll by Innova 909.971.0000

Cable Union Install Notes

Secure union so it sits horizontally (see UP arrow).

See this video: <https://www.youtube.com/watch?v=sTaH01Ngqko>

Tighten end caps so there are **NO gaps** at these locations



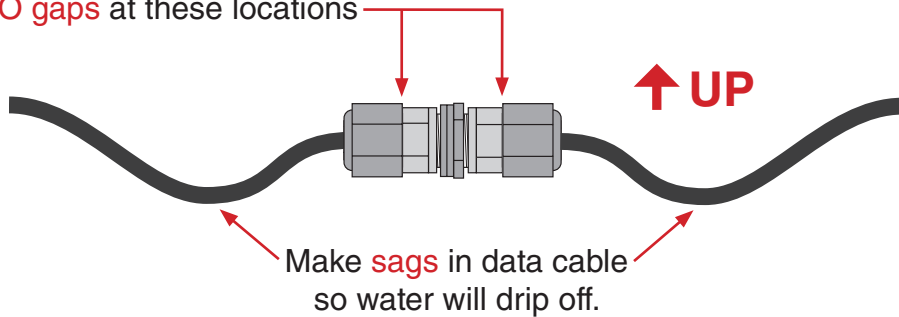
iTroll by Innova 909.971.0000

Cable Union Install Notes

Secure union so it sits horizontally (see UP arrow).

See this video: <https://www.youtube.com/watch?v=sTaH01Ngqko>

Tighten end caps so there are **NO gaps** at these locations



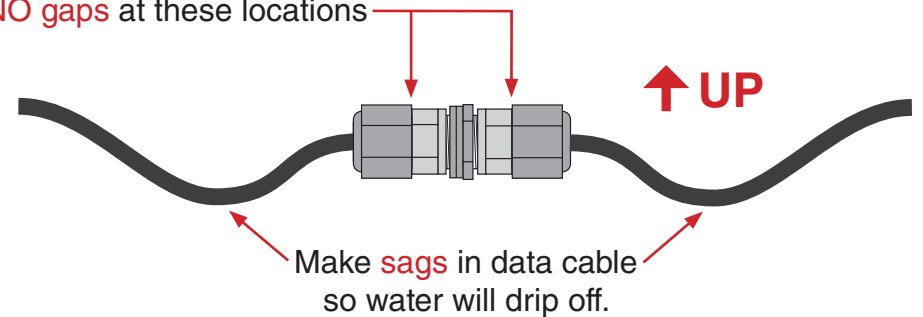
iTroll by Innova 909.971.0000

Cable Union Install Notes

Secure union so it sits horizontally (see UP arrow).

See this video: <https://www.youtube.com/watch?v=sTaH01Ngqko>

Tighten end caps so there are **NO gaps** at these locations



iTroll by Innova 909.971.0000